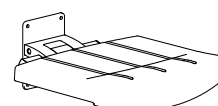
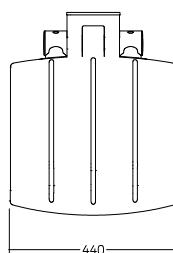


TECHNICAL DATA SHEET

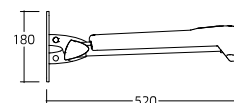
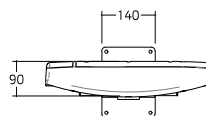
32-101-*-A/C

Wall mounted shower seat



TOP

PERSPECTIVE

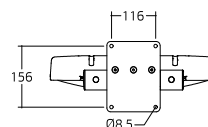


FRONT

SIDE

PRODUCT DATA:

Item code:	32-101-*-A, 32-101-*-C
Item Description:	Wall mounted shower seat.
Length:	NA
Dimensions:	NA
Includes:	NA
Type:	NA
Flexibility:	Fixed.
Adjustability:	NA
Materials:	Aluminium, Stainless steel, ABS, Nylon, XL EXTRALIGHT®
Finish:	Anodized, Similar stainless steel.
Colour:	*White; red; blue; black; dark grey.
Max loading weight:	NA
Max user weight:	150 kg - 330 lbs/1 m
Country of Origin:	Italy.



BACK

BLACK Colour code 30	WHITE Colour code 00	RED Colour code 10	BLUE Colour code 20	DARK GREY Colour code 35	ANODIZED STAINLESS STEEL Colour code -A	SIMILAR STAINLESS STEEL Colour code -C
-----------------------------------	-----------------------------------	---------------------------------	----------------------------------	---------------------------------------	---	--

